

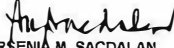
STATEMENT OF APPROPRIATIONS, ALLOTMENTS, OBLIGATIONS, DISBURSEMENTS AND BALANCES
As of December 31, 2018


Department: Budgetary Support to Government Corporations
Agency: National Electrification Administration
Operating Unit: N/A
Organization Code (UACS): 350150000000
Fund Cluster: 01 - Regular Agency Fund

Authorization: 01 - Current Year Appropriations
Report Status:

Particulars	UACS CODE	Appropriation		Allotments		Current Year Obligations					Current Year Disbursements					Balances			
		Authorized Appropriation	Adjusted Appropriations	Allotments Received	Adjusted Total Allotments	Adjusted	2nd Q.	3rd Q.	4th Q.	Total	1st Q.	2nd Q.	3rd Q.	4th Q.	Total	Unreleased Appropriations	Unobligated Allotment	Unpaid Obligations (15-20) = (23+24)	
			5=(3+4)	6	10=[(6+(-17)-8+9]	11	12	13	14	15=[(11+12+13+14)]	16	17	18	19	20=[(16+17+18+19)]	21=(5-10)	22=(10-15)	23	24
I. Agency Specific Budget																			
Subsidies	1101277																		
Operations	3000000000000000	2,435,499,000.00	2,435,499,000.00	2,431,269,362.00	2,431,269,362.00	486,340,608.00		1,541,212,789.38	398,560,000.00	2,426,113,397.38	62,643,165.01	241,925,165.06	1,423,180,269.38	53,587,639.36	1,761,336,236.63	4,209,618.00	5,175,984.62	644,777,158.55	
OO : Access to electrification expanded	3100000000000000	2,435,499,000.00	2,435,499,000.00	2,431,289,382.00	2,431,289,382.00	486,340,608.00		1,541,212,789.38	398,560,000.00	2,426,113,397.38	62,643,165.01	241,925,165.06	1,423,180,269.38	53,587,639.36	1,781,336,238.63	4,209,618.00	5,175,984.62	644,777,158.55	
NATIONAL RURAL ELECTRIFICATION PROGRAM	3101000000000000	2,435,499,000.00	2,435,499,000.00	2,431,269,362.00	2,431,289,382.00	486,340,608.00		1,541,212,789.38	398,560,000.00	2,426,113,397.38	62,643,165.01	241,925,165.06	1,423,180,269.38	53,587,639.36	1,781,336,238.63	4,209,618.00	5,175,984.62	644,777,158.55	
Sitio Electrification Sub-program	3101010000000000	2,435,499,000.00	2,435,499,000.00	2,431,269,362.00	2,431,289,382.00	486,340,608.00		1,541,212,789.38	398,560,000.00	2,426,113,397.38	62,643,165.01	241,925,165.06	1,423,180,269.38	53,587,639.36	1,781,336,238.63	4,209,618.00	5,175,984.62	644,777,158.55	
Locally-Funded Project(s)	3101012000000000	2,435,499,000.00	2,435,499,000.00	2,431,269,362.00	2,431,289,382.00	486,340,608.00		1,541,212,789.38	398,560,000.00	2,426,113,397.38	62,643,165.01	241,925,165.06	1,423,180,269.38	53,587,639.36	1,761,336,236.63	4,209,618.00	5,175,984.62	644,777,158.55	
Sitio Electrification Project	310101200001000	1,617,100,000.00	1,817,100,000.00	1,817,100,000.00	1,817,100,000.00	338,650,606.00		1,480,249,392.00		1,617,100,000.00		215,866,271.39	1,365,936,089.30	53,587,639.36	1,635,390,000.07			161,709,999.93	
MOOE		1,617,100,000.00	1,817,100,000.00	1,817,100,000.00	1,817,100,000.00	338,650,606.00		1,480,249,392.00		1,617,100,000.00		215,866,271.39	1,365,936,089.30	53,587,639.36	1,635,390,000.07			161,709,999.93	
Construction of Power Distribution Lines in Barangays Kasanyangan and Rio Hondo, Zamboanga City under the Zamboanga City Roadmap to Recovery and Reconstruction	310101200003000	49,490,000.00	49,490,000.00	49,490,000.00	49,490,000.00	49,490,000.00				49,490,000.00								49,490,000.00	
MOOE		49,490,000.00	49,490,000.00	49,490,000.00	49,490,000.00	49,490,000.00				49,490,000.00								49,490,000.00	
Quick Response Fund	310101200004000	498,560,000.00	498,560,000.00	498,560,000.00	498,560,000.00	100,000,000.00			398,560,000.00	498,560,000.00	62,643,165.01	19,456,321.01	6,932,895.10		91,034,181.12			407,525,816.88	
MOOE		498,560,000.00	498,560,000.00	498,560,000.00	498,560,000.00	100,000,000.00			398,560,000.00	498,560,000.00	62,643,165.01	19,456,321.01	6,932,895.10		91,034,181.12			407,525,816.88	
Installation of Transformers in Public	310101200005000	9,000,000.00	9,000,000.00	8,346,749.00	8,346,749.00			7,333,969.62		7,333,969.62		6,600,572.66			6,600,572.66	653,251.00	1,012,779.38	733,396.96	
MOOE		9,000,000.00	9,000,000.00	8,346,749.00	8,346,749.00			7,333,969.62		7,333,969.62		6,600,572.66			6,600,572.66	653,251.00	1,012,779.38	733,396.96	
Rural Electrification, Kapalong and San Isidro, Davao del Norte	310101200006000	61,349,000.00	61,349,000.00	57,792,633.00	57,792,633.00			53,629,427.76		53,629,427.76			48,311,484.98		48,311,484.98	3,556,367.00	4,163,205.24	5,317,942.78	
MOOE		61,349,000.00	61,349,000.00	57,792,633.00	57,792,633.00			53,629,427.76		53,629,427.76			48,311,484.98		48,311,484.98	3,556,367.00	4,163,205.24	5,317,942.78	
Sub-Total, Agency-Specific		2,435,499,000.00	2,435,499,000.00	2,431,289,382.00	2,431,289,382.00	486,340,608.00		1,541,212,789.38	398,560,000.00	2,426,113,397.38	62,643,165.01	241,925,165.06	1,423,180,269.38	53,587,639.36	1,781,336,238.63	4,209,618.00	5,175,984.62	644,777,158.55	
PS																			
MOOE		2,435,499,000.00	2,435,499,000.00	2,431,289,382.00	2,431,289,382.00	486,340,608.00		1,541,212,789.38	398,560,000.00	2,426,113,397.38	62,643,165.01	241,925,165.06	1,423,180,269.38	53,587,639.36	1,781,336,238.63	4,209,618.00	5,175,984.62	644,777,158.55	
Fin Ex																			
CO																			
II. Automatic Appropriations																			
Sub-Total, Automatic Appropriations																			
III. Special Purpose Fund																			
Sub-Total, SPF																			
GRAND TOTAL		2,435,499,000.00	2,435,499,000.00	2,431,289,382.00	2,431,289,382.00	486,340,608.00		1,541,212,789.38	398,560,000.00	2,426,113,397.38	62,643,165.01	241,925,165.06	1,423,180,269.38	53,587,639.36	1,781,336,238.63	4,209,618.00	5,175,984.62	644,777,158.55	
PS																			
MOOE		2,435,499,000.00	2,435,499,000.00	2,431,289,382.00	2,431,289,382.00	486,340,608.00		1,541,212,789.38	398,560,000.00	2,426,113,397.38	62,643,165.01	241,925,165.06	1,423,180,269.38	53,587,639.36	1,781,336,238.63	4,209,618.00	5,175,984.62	644,777,158.55	
Fin Ex																			
CO																			

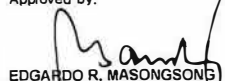
¹ Obligated in the 1st Quarter report in the amount of PhP8.35 M. A re-evaluation was made in June in the amount of PhP7.33M but reported on September 2016 report. Disbursements was based on the re-evaluated project cost.
² Obligated in the 1st Quarter report in the amount of PhP57.79 M. A re-evaluation was made in June in the amount of PhP53.63 M but reported on September 2016 report. Disbursements was based on the re-evaluated project cost.

Prepared by:

ARSENIA M. SACDALAN
Acting Manager
Financial Planning and Control Division

Certified Correct:

MILAGROS A. ROBLES
Acting Department Manager
Finance Services

Recommending Approval:

SONIA B. SAN DIEGO
Deputy Administrator
Corporate Resources and Financial Services

Approved by:

EDGARDO R. MASONGSONG
Administrator